

Item no (1+2+3+4+5+6+7+8-9-10+11)=73.22 (Total Expenditure)

Salary component, depreciation and excess of income over expenditure is highlighted.


GURUGRAM GLOBAL COLLEGE OF PHARMACY  
STATEMENT OF INCOME & EXPENDITURE FOR THE YEAR ENDED 31ST MARCH 2021

PARTICULARS	NOTE	AS ON 31ST MARCH 2021
<b>INCOME</b>		
TUITION FEE	14	3,12,45,080
HOSTEL FEE	15	2,86,851
TRANSPORT FEE	16	4,95,310
INTEREST RECEIVED	17	41,722
OTHER INCOME	18	6,55,820
<b>TOTAL:</b>		<b>3,27,24,783</b>


<b>EXPENDITURES</b>		
ESTABLISHMENT EXPENSES	19	86,89,414 ← 1
ADMINISTRATIVE EXPENSES	20	38,60,852 ← 2
LIBRARY EXPENSES	21	14,773 ← 3
STUDENT WELFARE EXPENSES	22	15,820 ← 4
APEX BODY AFFILIATION & APPROVAL FEE	23	11,71,287 ← 5
REPAIR & MAINTENANCE EXPENSES	24	11,99,438 ← 6
TRANSPORTATION EXPENSES	25	3,65,547 ← 7
FINANCE COST	26	3,02,490 ← 8
DEPRECIATION ON PPE		16,59,705 ← 9
<b>TOTAL:</b>		<b>1,72,79,327</b>

SURPLUS / (DEFICIT) 1,54,45,456  
LESS: PROVISION FOR TAX  
NIL


FOR PREM P LAMBA & CO.  
CHARTERED ACCOUNTANTS

CA PREM LAMBA  
(PARTNER)  


  
CHAIRMAN

  
SECRETARY

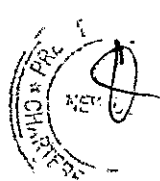
PLACE:  
DATE:



**GURUGRAM GLOBAL COLLEGE OF PHARMACY**  
**NOTES TO FORM PART OF STATEMENT OF INCOME AND EXPENDITURE**

PARTICULARS	AS ON 31ST MARCH 2021
<b><u>NOTE: 14 TUITION FEE</u></b>	
TUITION FEE	3,12,45,080
	3,12,45,080
<b><u>NOTE: 15 HOSTEL FEE</u></b>	
HOSTEL FEE	5,59,630
LESS: MESS EXPENSES	2,72,779
	2,86,851
<b><u>NOTE: 16 TRANSPORT FEE</u></b>	
TRANSPORT FEE	4,95,310
	4,95,310
<b><u>NOTE: 17 INTEREST RECEIVED</u></b>	
INTEREST FROM BANK	41,722
	41,722
<b><u>NOTE: 18 OTHER INCOME</u></b>	
RE-EXAMINATION FEE RECEIVED	54,000
MISC FEE RECEIVED	4,10,823
ADMISSION PROCESSING CHARGES	24,550
PROSPECTUS SALES	1,35,750
MISC. INCOME	30,697
	6,55,820
<b><u>NOTE: 19 ESTABLISHMENT EXPENSES</u></b>	
SALARY - TEACHING & NON TEACHING STAFF	84,06,832
CONVEYANCE & TRAVELLING EXPENSES	70,785
SECURITY SERVICE CHARGES	1,75,013
STAFF WELFARE & DEVELOPMENT EXPENSES	36,783
	86,89,414


84,06,832 ← 10



**GURUGRAM GLOBAL COLLEGE OF PHARMACY**  
**NOTES TO FORM PART OF STATEMENT OF INCOME AND EXPENDITURE**

PARTICULARS	AS ON 31ST MARCH 2021
<b><u>NOTE: 20 ADMINISTRATIVE EXPENSES</u></b>	
ADVERTISEMENT & PROMOTIONAL EXPENSES	1,85,394
AUDIT FEE	18,668
BAD DEBTS	1,753
SCHOLARSHIP PAID	26,73,114
EXAMINATION EXPENSES	6,495
COURIER CHARGES	433
CONSULTANCY CHARGES PAID	1,65,558
COUNSELLING CHARGES PAID	4,588
POWER & FUEL CHARGES	2,02,912
FREIGHT CHARGES	1,345
FUNCTION & EXIBITION EXPENSES	92,986
HORTICULTURE & GARDENING EXPENSES	86,666
INTERNET CHARGES .	49,283
INSURANCE CHARGES-OTHERS	1,08,152
FESTIVAL EXPENSES	25,061
FEE & SUBSCRIPTION EXPENSES	44,987
INTEREST PAID ON LATE PYMT OF TDS	4,366
MISC. EXPENSES	330
OFFICE EXPENSES	14,047
PRINTING & STATIONERY EXPENSES	99,037
POSTAGE & STAMPS CHARGES	15
TOUR & TRAVELS	26,458
PROFESSIONAL CHARGES	25,519
SOFTWARE EXPENSES	4,657
TDS FILING CHARGES	2,990
TDS ON DEMAND CHARGES	1,173
TELEPHONE & MOBILE CHARGES	14,865
	<b>38,60,852</b>
 <b><u>NOTE: 21 LIBRARY EXPENSES</u></b>	
BOOKS & PERIODICALS	14,773
	<b>14,773</b>
 <b><u>NOTE: 22 STUDENT WELFARE EXPENSES</u></b>	
STUDENT FUND	5,407
SPORTS EXPENSES	10,413
	<b>15,820</b>
 <b><u>NOTE: 23 APEX BODY APPROVAL &amp; AFFILIATION FEE</u></b>	
UNIVERSITY EXPENSES	11,71,287
	<b>11,71,287</b>

*(Handwritten Signature)*



**GURUGRAM GLOBAL COLLEGE OF PHARMACY**  
**NOTES TO FORM PART OF STATEMENT OF INCOME AND EXPENDITURE**

PARTICULARS	AS ON 31ST MARCH 2021
<b><u>NOTE: 24 REPAIR &amp; MAINTENANCE EXPENSES</u></b>	
BUILDINGS REPAIR & MAINTENANCE EXPENSES	11,48,704
COMPUTER REPAIR & MAINTENANCE EXPENSES	5,069
GENERATOR RUNNING EXPENSES	10,291
ELECTRICAL EQUIPMENT R&M EXPENSES	35,374
	11,99,438
<b><u>NOTE: 25 TRANSPORT EXPENSES</u></b>	
VEHICLES RUNNING & MAINTENANCE EXPENSES	2,10,093
OIL & FUEL CHARGES	78,335
FEES & TAXES	74,152
TRANSPORTATION CHARGES	2,966
	3,65,547
<b><u>NOTE: 26 FINANCE COST</u></b>	
BANK CHARGES	21,195
BANK PROCESSING CHARGES	11,992
INTEREST ON LOAN	2,69,304
	3,02,490
<b><u>NOTE: 9 CAPITAL EXPENDITURE</u></b>	
VEHICLES	69,609
ELECTRICAL & OTHER EQUIPMENTS	40,073
	1,09,682 ← 11

