

GURUGRAM GLOBAL COLLEGE OF PHARMACY
STATEMENT OF INCOME & EXPENDITURE FOR THE YEAR ENDED 31ST MARCH 2022


| PARTICULARS | NOTE | AS ON 31ST MARCH 2022 |
|----------------------|------|--------------------------|
| <u>INCOME</u> | | |
| TUITION FEE | 14 | 2,11,63,151 |
| HOSTEL FEE | 15 | 23,06,190 |
| TRANSPORT FEE | 16 | 18,16,193 |
| INTEREST RECEIVED | 17 | - |
| OTHER INCOME | 18 | 12,68,033 |
| TOTAL: | | 2,65,53,567 |


| | | |
|--------------------------------------|----|--------------------|
| <u>EXPENDITURES</u> | | |
| ESTABLISHMENT EXPENSES | 19 | 65,29,834 |
| ADMINISTRATIVE EXPENSES | 20 | 13,78,098 |
| LIBRARY EXPENSES | 21 | 49,789 |
| STUDENT WELFARE EXPENSES | 22 | 2,08,891 |
| APEX BODY AFFILIATION & APPROVAL FEE | 23 | 14,79,880 |
| REPAIR & MAINTENANCE EXPENSES | 24 | 22,28,534 |
| TRANSPORTATION EXPENSES | 25 | 10,81,189 |
| FINANCE COST | 26 | 10,436 |
| DEPRECIATION ON PPE | | 72,39,398 |
| TOTAL: | | 2,02,06,048 |


| | |
|-------------------------|-----------|
| SURPLUS / (DEFICIT) | 63,47,518 |
| LESS: PROVISION FOR TAX | NIL |

FOR PREM P LAMBA & CO.
CHARTERED ACCOUNTANTS


CA PREM LAMBA
(PARTNER)





CHAIRMAN


SECRETARY


PLACE:
DATE:






GURUGRAM GLOBAL COLLEGE OF PHARMACY
NOTES TO FORM PART OF STATEMENT OF INCOME AND EXPENDITURE



| PARTICULARS | AS ON 31ST MARCH 2022 |
|---|--------------------------|
| <u>NOTE: 14 TUITION FEE</u> | |
| TUITION FEE | 2,11,63,151 |
| | 2,11,63,151 |
| <u>NOTE: 15 HOSTEL FEE</u> | |
| HOSTEL FEE | 27,39,899 |
| LESS: MESS EXPENSES | 4,33,709 |
| | 23,06,190 |
| <u>NOTE: 16 TRANSPORT FEE</u> | |
| TRANSPORT FEE | 18,16,193 |
| | 18,16,193 |
| <u>NOTE: 17 INTEREST RECEIVED</u> | |
| INTEREST FROM BANK | - |
| | - |
| <u>NOTE: 18 OTHER INCOME</u> | |
| EXTERNAL EXAMINATION FEE RECEIVED FROM UNIVERSITY | 3,52,711 |
| EXAM FEE RECEIVED | 50,050 |
| ADMISSION PROCESSING CHARGES | 2,750 |
| PROSPECTUS SALES | 1,60,500 |
| FINE RECEIVED | 30,600 |
| MISC. INCOME | 6,71,422 |
| | 12,68,033 |
| <u>NOTE: 19 ESTABLISHMENT EXPENSES</u> | |
| SALARY - TEACHING & NON TEACHING STAFF | 61,95,362 |
| CONVEYANCE & TRAVELLING EXPENSES | 77,052 |
| SECURITY SERVICE CHARGES | 2,01,852 |
| STAFF WELFARE & DEVELOPMENT EXPENSES | 55,568 |
| | 65,29,834 |





GURUGRAM GLOBAL COLLEGE OF PHARMACY
NOTES TO FORM PART OF STATEMENT OF INCOME AND EXPENDITURE

| PARTICULARS | AS ON 31ST MARCH 2022 |
|---|--------------------------|
| <u>NOTE: 20 ADMINISTRATIVE EXPENSES</u> | |
| ADVERTISEMENT & PROMOTIONAL EXPENSES | 2,14,960 |
| EXAMINATION EXPENSES | 30,746 |
| CONSULTANCY CHARGES PAID | 79,179 |
| POWER & FUEL CHARGES | 3,64,325 |
| HORTICULTURE & GARDENING EXPENSES | 67,688 |
| INTERNET CHARGES | 94,408 |
| LAB EXPENSES | 1,70,125 |
| FESTIVAL EXPENSES | 49,977 |
| DONATION PAID | 1,771 |
| MISC. EXPENSES | 46,246 |
| OFFICE EXPENSES | 77,765 |
| PRINTING & STATIONERY EXPENSES | 1,08,999 |
| APPEAL FEE | 4,025 |
| POSTAGE & STAMPS CHARGES | 403 |
| PROFESSIONAL CHARGES | 8,240 |
| SOFTWARE EXPENSES | 12,333 |
| SEMINAR EXPENSES | 1,103 |
| TELEPHONE & MOBILE CHARGES | 45,807 |
| | 13,78,098 |
| <u>NOTE: 21 LIBRARY EXPENSES</u> | |
| BOOKS & PERIODICALS | 49,789 |
| | 49,789 |
| <u>NOTE: 22 STUDENT WELFARE EXPENSES</u> | |
| STUDENT WELFARE & DEVELOPMENTS EXPENSES | 1,20,901 |
| PLACEMENT EXPENSES | 1,338 |
| SPORTS EXPENSES | 86,652 |
| | 2,08,891 |
| <u>NOTE: 23 APEX BODY APPROVAL & AFFILIATION FEE</u> | |
| UNIVERSITY EXPENSES | 14,79,880 |
| | 14,79,880 |
| <u>NOTE: 24 REPAIR & MAINTENANCE EXPENSES</u> | |
| BUILDINGS REPAIR & MAINTENANCE EXPENSES | 19,30,622 |
| ELECTRICAL EQUIPMENT R&M EXPENSES | 2,97,912 |
| | 22,28,534 |





GURUGRAM GLOBAL COLLEGE OF PHARMACY
NOTES TO FORM PART OF STATEMENT OF INCOME AND EXPENDITURE

| PARTICULARS | AS ON 31ST MARCH 2022 |
|---|--------------------------|
| <u>NOTE: 25 TRANSPORT EXPENSES</u> | |
| VEHICLES RUNNING & MAINTENANCE EXPENSES | 10,81,189 |
| | 10,81,189 |
| <u>NOTE: 26 FINANCE COST</u> | |
| INTEREST ON LOAN | 10,436 |
| | 10,436 |
| <u>NOTE: 9 CAPITAL EXPENDITURE</u> | |
| VEHICLES | 2,88,945 |
| FURNITURE & FIXTURES | 7,203 |
| LIBRARY BOOKS | 33,354 |
| BUILDING UNDER CONSTRUCTION | 14,79,069 |
| ELECTRICAL & OTHER EQUIPMENTS | 4,13,930 |
| COMPUTER & PERIPHERALS | 16,110 |
| | 22,38,611 |



